



Powered by ECA™ Technology



USER MANUAL

Thank you for purchasing the Wolkenkraft ÄRIS vaporizer!

Before your first use of the device, read and follow the instructions carefully. It is recommended that these instructions are put in a safe place for future reference.

Warnings and precautions:

This device is designed and intended for use with legal dry herbs for aromatherapy purposes only. Use with tobacco, nicotine-containing or illegal substances is prohibited. Keep out of the reach of children. Do not use this device if you are pregnant or nursing. The manufacturer/importer will not take responsibility for damages caused by inappropriate, wrong or unreasonable use. Never use electronic devices near water. Never block or cover ventilation openings. Only use original accessories recommended by Wolkenkraft. Maintenance and repair should only be carried out by qualified personnel. To avoid electric shock, do not open the device by yourself. For safety reason, it is only allowed to have the device opened by qualified personnel. As long as the device is operation, do not leave it unattended.

1

Please seek medical support immediately, if negative side effects occur during or after use.

CAUTION! Some parts - especially the Filling chamber - can get very hot. Do not touch or clean these parts until they have completely cooled down.

Disposal:

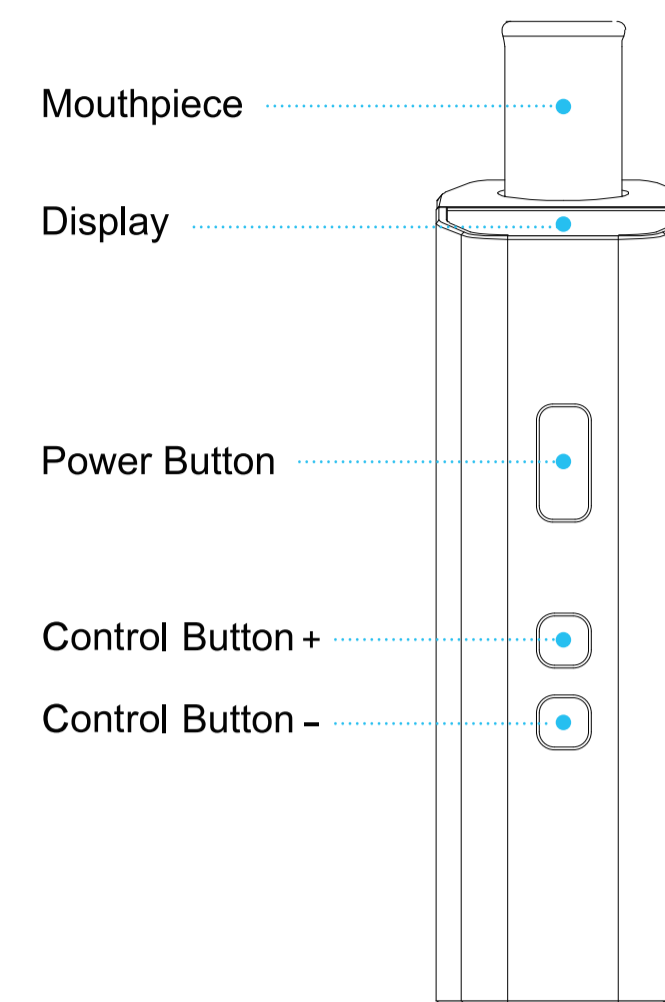
As for environmental protection, at the end of device's useful life, owner should recycle separately from the unsorted municipal waste. Waste electronic equipment must not be disposed as unsorted municipal waste and in particular does not belong in the household waste. Disposal can be made through available local return and collection systems.

Warranty:

This device is covered by a 2 years warranty from the date of purchase. Proof of the purchase date is the invoice issued by the retailer, which must state the name of the appliance, the name of purchaser and the date of purchase.

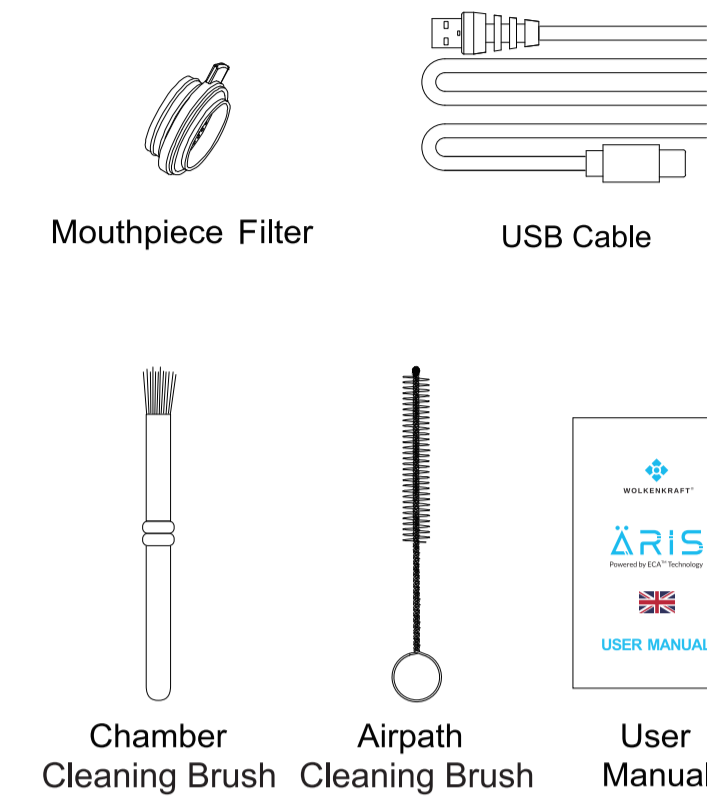
2

ÄRIS Vaporizer Overview



3

Includes



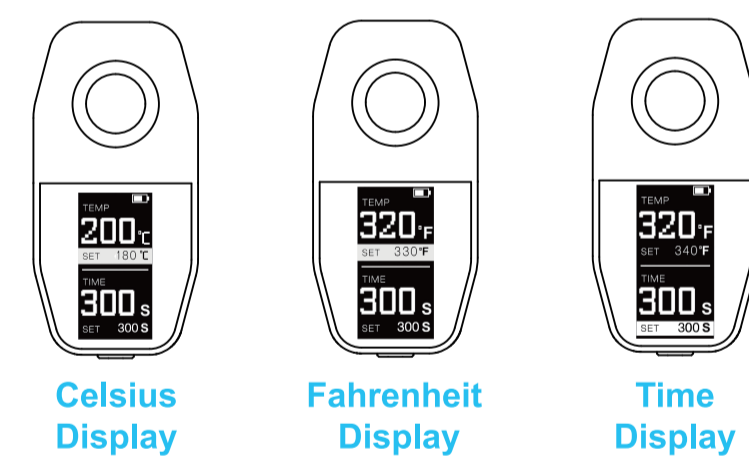
4

Important Usage Tips

- **Power On/Off:** Quickly press power button 5 times within 2 seconds to power on/off with vibration feedback.
- **Display:** Indicates temperature information, battery status and duration timer.
- **Temperature setting signal:** The device temperature range is 160°C - 221°C / 320°F - 430°F. The device will vibrate when the temperature reached your setting temperature.
- **Quick battery level checking:** When the device is off, press the power button, the battery icon will show the remaining battery level.

5

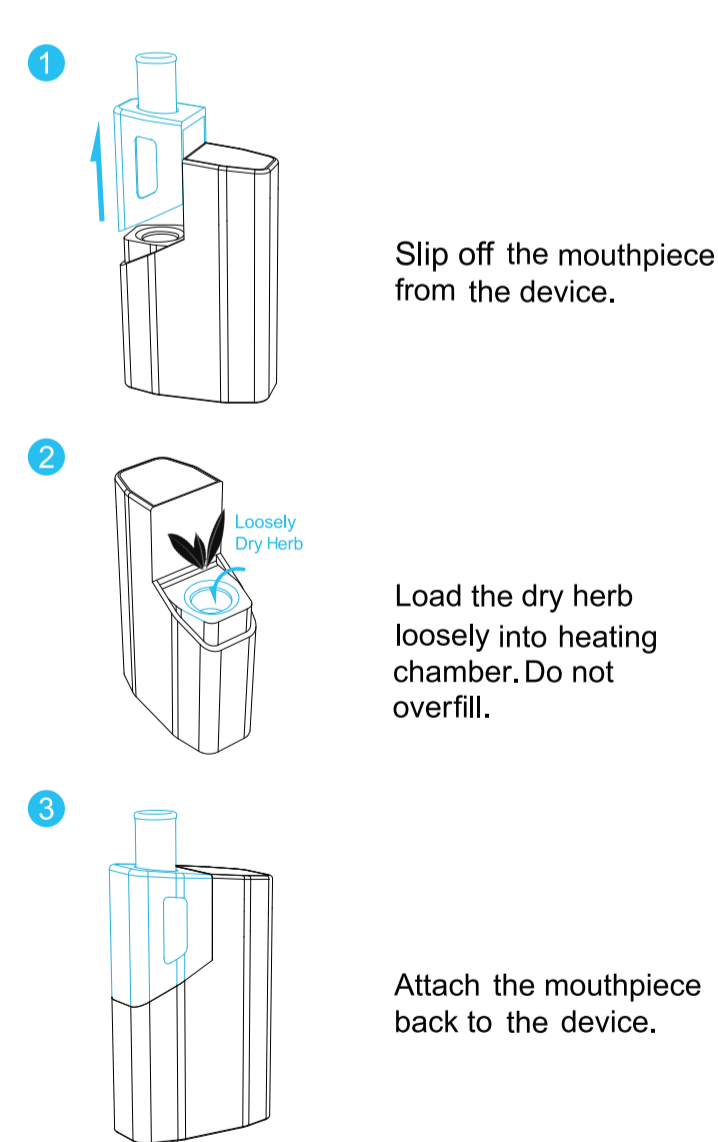
Display Indication



- **Change of degrees unit:** Press and hold power button and "-" button simultaneously for 2 seconds to change from degrees Fahrenheit to Celsius or from Celsius to Fahrenheit.
- **Adjust working time:** Press and hold power button for 2 seconds to the Timer Set mode. Then press button "+" or "-" to adjust the working time, ranging from 180 to 360 seconds.

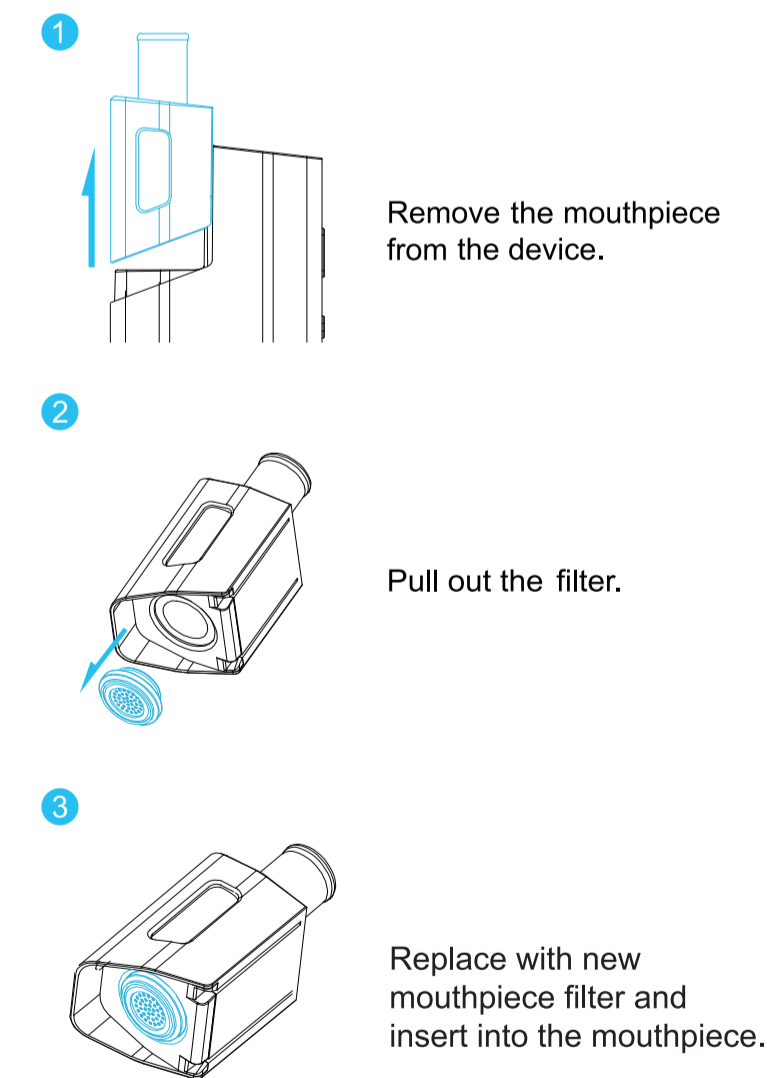
6

How To Load With Dry Herb



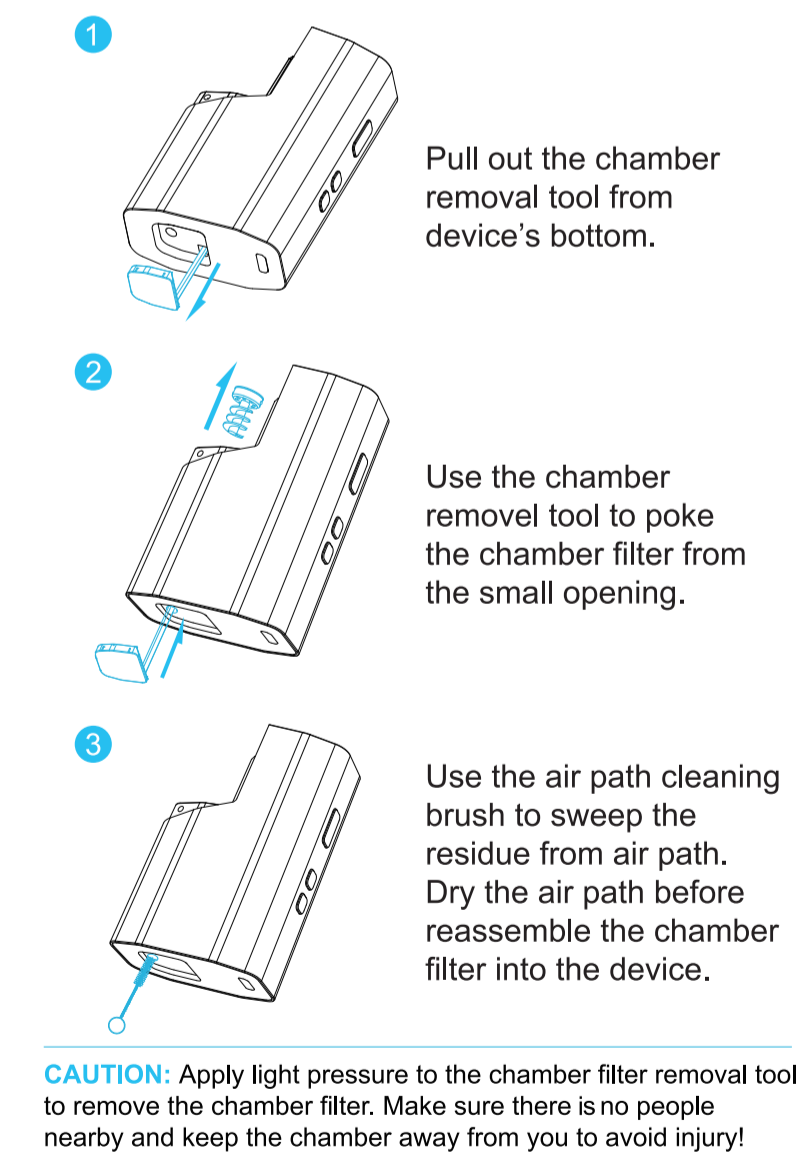
7

How To Replace The Mouthpiece Filter



8

How To Clean The Air Path

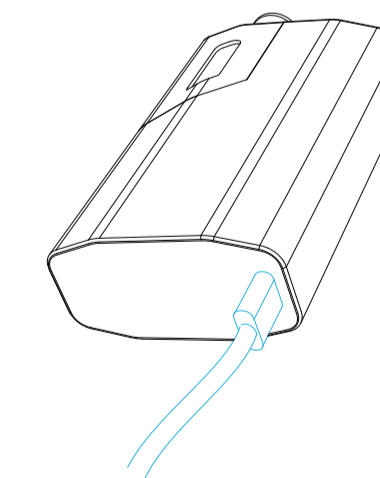


CAUTION: Apply light pressure to the chamber filter removal tool to remove the chamber filter. Make sure there is no people nearby and keep the chamber away from you to avoid injury!

9

Charging Instructions

- Battery capacity is **2600 mAh**. Suggested to charge with regular Micro USB cable and charger with **5V/1.5A** current output.
- Charge the ÄRIS for **2 hours** before initial use. The battery will stop charging when the icon is full.
- When battery level is low. Charge the battery with Micro USB Cable from the computer USB ports or compatible charger. Low battery level will be indicated with icon .
- Do not use the ÄRIS while charging.



10

Release the Power



www.wolkenkraftvaporizer.com
Copyright TM and © WOLKENKRAFT Ltd.
All Rights Reserved.

